


How to Make a Lacing Card







You need cardboard (food boxes work well), scissors, things to draw with, a hole-punch (or nail, or screw, or other thing to punch holes), a shoelace.




Draw a big, simple image, or let your child draw a picture or design.



Punch holes on the lines of the drawing, sort of like a dot-to-dot.



Tie a knot in one end of the shoelace.



Show your child how to lace the card by going through the holes, from back to front and then from front to back, like sewing.